

LUNA2000 Smart String ESS Derating Curve (Pan-European Version)

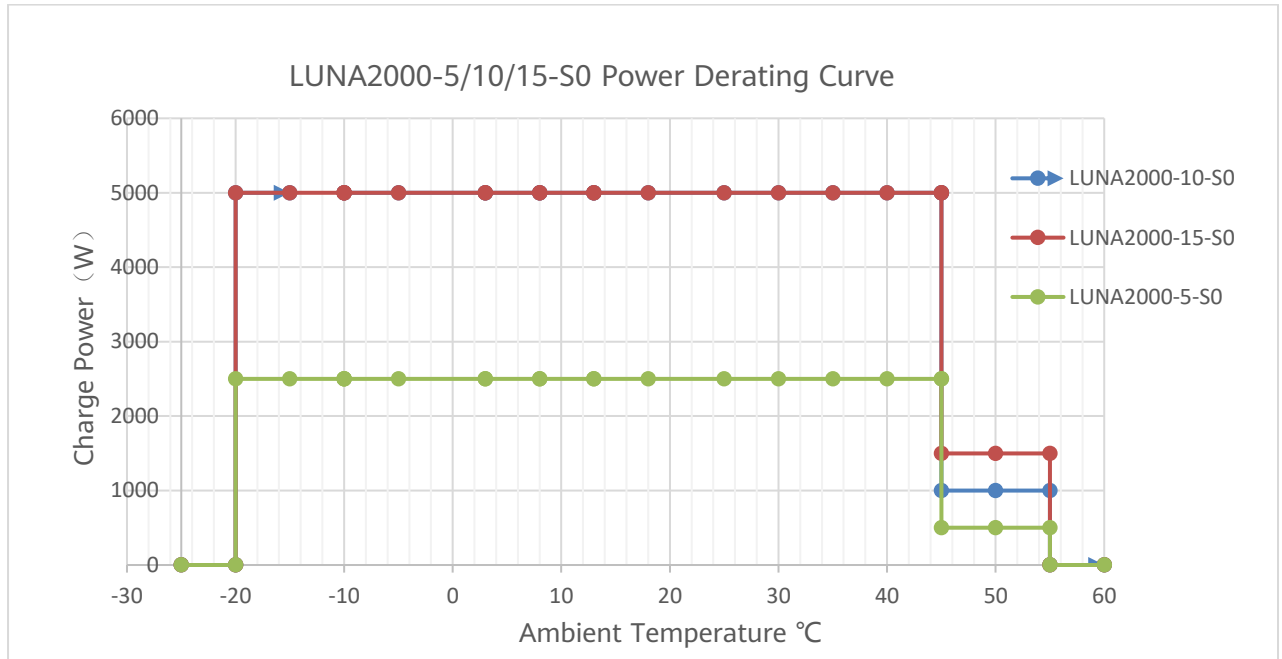
Issue 2.0
Date 2021-08-27

HUAWEI TECHNOLOGIES CO., LTD.



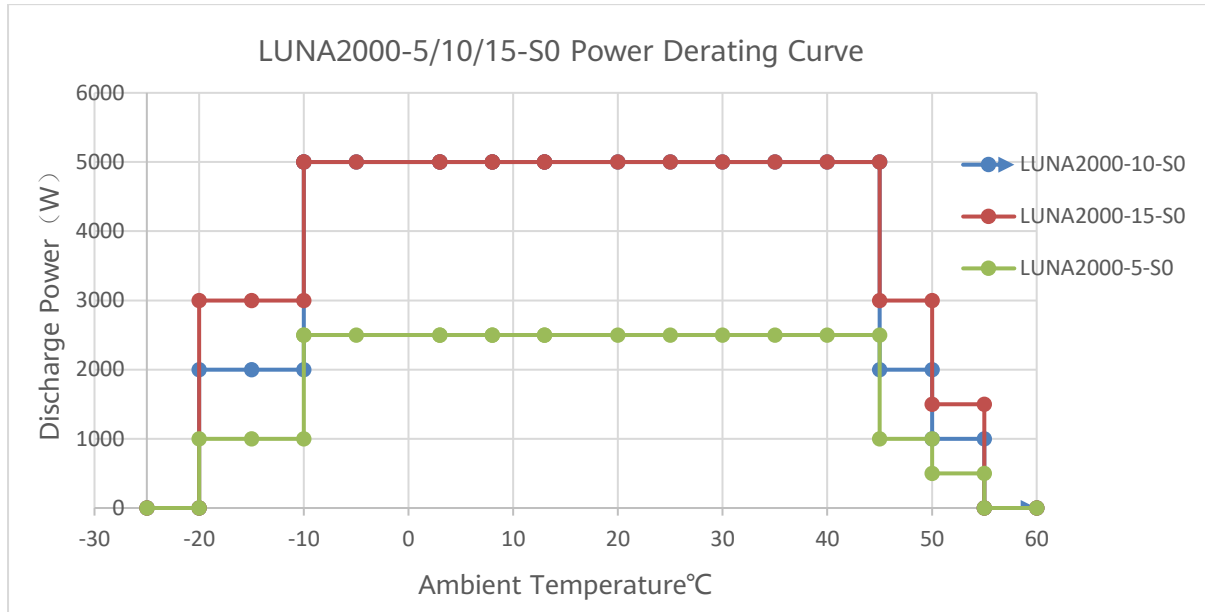
Power Derating - Ambient Temperature Curve

LUNA2000 Smart String ESS (Energy Storage System) power derating-ambient temperature curve:



ESS voltage: 850 V DC

Ambient Temperature (°C)	-20	0	15	20	30	35	40	45	50	55
LUNA2000-5-S0 (kW)	2.5	2.5	2.5	2.5	2.5	2.5	2.5	2.5	0.5	0.5
LUNA2000-10-S0 (kW)	5	5	5	5	5	5	5	5	1	1
LUNA2000-15-S0 (kW)	5	5	5	5	5	5	5	5	1.5	1.5



ESS voltage: 850 V DC

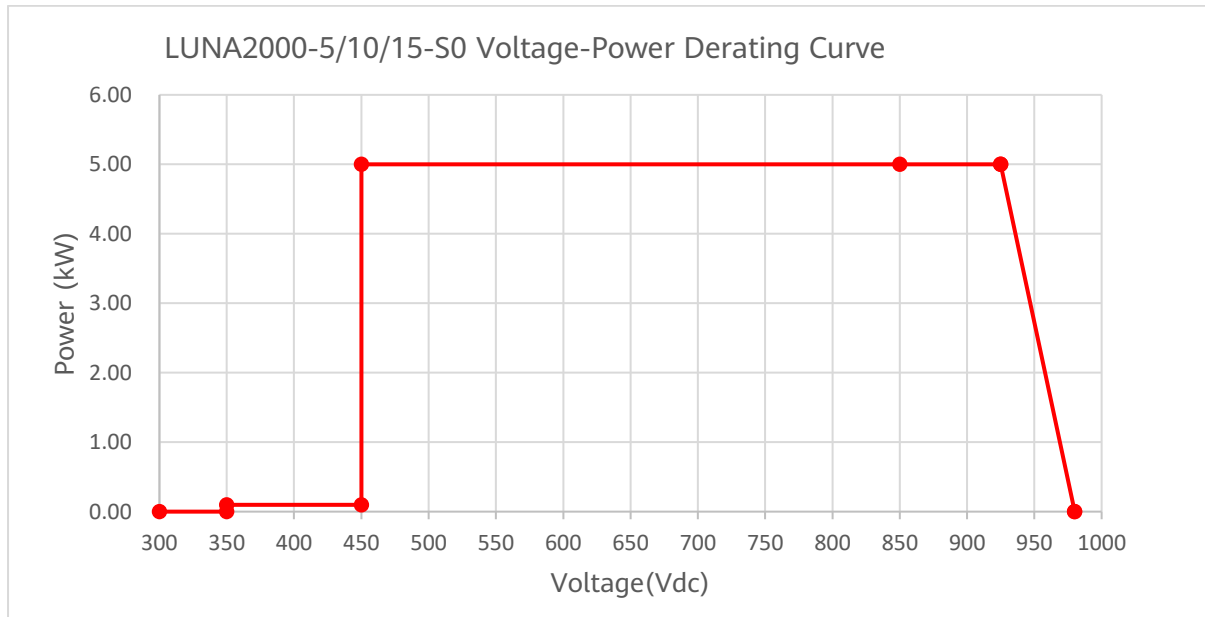
Ambient temperature (°C)	-20	-10	0	15	20	30	35	40	45	50	55
LUNA2000-5-S0 (kW)	1	2.5	2.5	2.5	2.5	2.5	2.5	2.5	2.5	1	0.5
LUNA2000-10-S0 (kW)	2	5	5	5	5	5	5	5	5	2	1
LUNA2000-15-S0 (kW)	3	5	5	5	5	5	5	5	5	3	1.5

Remarks:

1. Applicable to the full cycle test of one charge and discharge.
2. The electrochemical cell heat capacity in the energy storage system is large. Therefore, repeated charging and discharging cycles will cause the cell temperature to accumulate. To avoid the impact of protection shutdown in this scenario, the absolute electrochemical cell temperature is involved in the system temperature derating control.

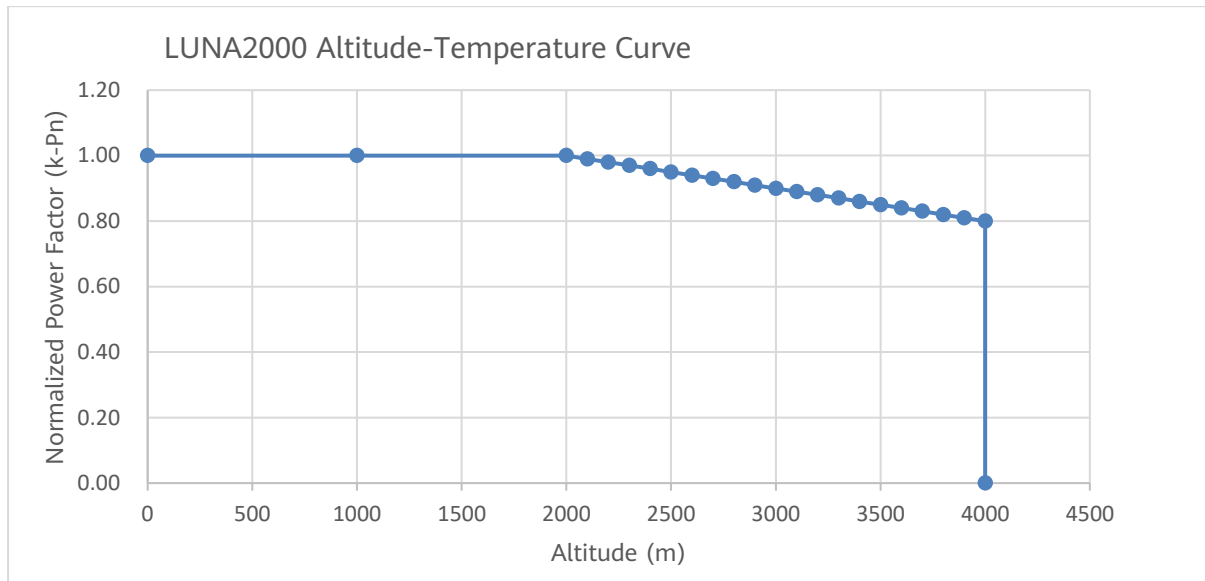
Power-DC Input Voltage Curve

LUNA2000-5/10/15-S0 power-DC input voltage curve:



Note: The test temperature is 25°C.

Power Derating Curve VS Altitude



Operating Altitude: 0 to 4000 m

Operating under 0~2000 m can output rated power without derating. When altitude>2000m, the working temperature of LUNA2000 should derate by altitude, and it derates in accordance with 1%/100m.